



# HFS\TOYON HCRIS Database

HFS USER MEETING – AUGUST 20<sup>TH</sup>, 2015  
NASHVILLE, TN.

STEVE BOOTH, DANIEL PELAYO, RICHARD THIPHAVONG, ROBERTO  
AZZIMONTI, DAVID NOVICKI.

- ▶ HCRIS Overview
- ▶ Future Enhancements
- ▶ New Look “My Provider List”
- ▶ Tools
  - ▶ My Provider Multi Facility Comparisons
  - ▶ Wage Data Analysis by CBSA
  - ▶ My Provider Roll Up Report(s)
  - ▶ Available Facility Reports
- ▶ Advanced Search and Extract
- ▶ Snapshot Reports

## ► HCRIS Overview

- Joint HFS and Toyon Associates Venture.
- Web based
- Public Use Files (PUFs). Quarterly release by CMS and not in a readily useable format.
  - HFS puts these files into a useable and readable format.
  - HFS starts the upload of these PUFs as soon as they are released.
  - HFS has created a database of nearly 800,000 reports.
 

1. Hospital – 255,00 reports	2. SNF – 265,000	3. Health Clinics – 13,500
4. HHAs – 149,000	5. ESRDs – 83,000	6. Hospice – 28,500
		7. CMHCs – 1,100
- Missing Reports?
  - HFS involvement to research and add missing reports reported by our Users, has improved the completeness of the PUFs
- 2552-10 and 2552-96.
  - Can recreate an MCRX and PDF file for 2552-10 (missing data in 2552-96 HCRIS file).
  - Can extract ANY available data for BOTH 2552-10 and 2552-96
  - SnapShot Reports and other tools for BOTH 2552-10 and 2552-96

## ► HCRIS Overview, cont.d

- Formsets Status
  - Hospital 2552-10 and 2552-96
    - Has been available since 2011
  - SNF 2540-96 and 2540-10
    - Still testing, but soon to be released for purchase.
    - Available Facility Reports\Advance Search and Extract\S-7 Snap-shot report
  - Health Clinics 222-92
    - In programming\development stage
  - Renal Dialysis, HHA, Hospice, and CMHC next.
- MCRX File Naming Convention
  - AO\_XXXXXX\_mmddyyyy.mcrx
  - FO\_XXXXXX\_mmddyyyy.mcrx
    - AO denotes an "as submitted" file
    - FO denotes a "Settled" file
    - XXXXXX is the Provider Number
    - mmddyyyy is the FYE (i.e. 12/31/2013)

## ► Future Enhancements

### ► More Reports for each System

- Single Sign On with ALL HFS Websites, HFS, HCRIS and SAFE
  - Ability to sign on one system and navigate to other systems without signing in again.
- Have ALL Systems Available for Extract, Including Home Health Agencies, Hospice , Renal Dialysis, Health Clinics and CMHC.

## ► New Look “My Provider List”

### My Provider Portal

Your provider lists will be used to populate the drop down selection boxes for Snapshot Reports, My Provider Roll Up Reports and My Provider Multi-Facility Comparisons. This list will be saved for future sessions and can be modified/managed by you at anytime.

#### Provider Portal Features

- Hover over icons for helpful tips
- Create and delete provider lists
- Edit list names
- Organize your providers by system or create custom lists
- Sort through lists by clicking column names
- Search & Import Providers
- Export provider lists
- Assign a frequently used provider as the favorite provider of your list









▼ Hospital - 2552
 

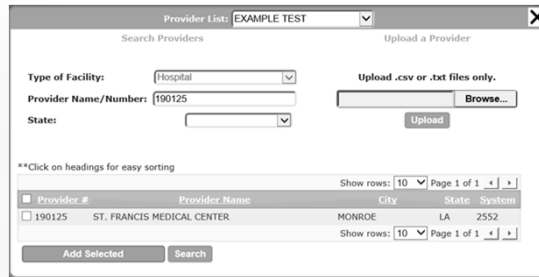
Select...

▶ Skilled Nursing Facility - 2540 **\*\*System Not Available\*\***

▶ Rural Health Clinic - 222 **\*\*System Not Available\*\***

▶ Custom

- New Look "My Provider List," cont.d
  - Create (and Delete) List of Providers  
  - Edit Previously Created List Names 
  - Export Provider Lists in order to share list with Colleagues 
  - Add\Delete single and multiple Providers  



- Formset Specific and Custom List

## ► My Provider Multi Facility Comparisons

**Step 1 | Step 2**

**My Provider Multi Report Comparison**

This is Step 1 of the Multi Facility Compare Report. This report can compare up to 4 providers.

- The Selection(s) from Step 1 are listed below as the My Provider Selections
- Use the left hand task pane to filter to a group or individual providers then push the Submit button at the bottom of the pane.
- You will then select the providers to include in the 4 provider comparison
- If more than 4 providers are selected the first 4 will be selected for the comparison.
- The comparison screen will allow you to select fiscal year and Report Status.
- To remove provider selected, click on the provider heading in provider selection area box.

**NEXT**

Providers selected:

020001	020008	020006	020012
PROVIDENCE ALASKA MEDICAL CENTER	BARTLETT REGIONAL HOSPITAL	VALLEY HOSPITAL ASSOCIATION INC.	FAIRBANKS MEMORIAL HOSPITAL

157 records found in My Provider list.

Sort By: Provider Name | Provider Number | Status | FYB | FYE | City | State  
 MACF | Type of Hospital | Provider Type | CBSA | Beds | Orgao | DSH | Teaching | CAH | SCH | Urban | PDE

020001 PROVIDENCE ALASKA MEDICAL CENTER  
 Status: As Submitted Fiscal Year: 01/01/2013-12/31/2013  
 City: ANCHORAGE State: AK Type of Hospital: General Short Term

**Step 1 | Step 2**

Data Selection

**BACK**

Check which report format to view:  
 DSH Summary

**DSH Summary**

	020001-PROVIDENCE ALASKA MEDICAL CENTER	020008-BARTLETT REGIONAL HOSPITAL	020006-MAT-SU REGIONAL MED CTR	020012-FAIRBANKS MEMORIAL
FYE	01/01/13-12/31/13	07/01/13-06/30/14	01/01/13-12/31/13	01/01/13-12/31/13
Cost Report Status	As Submitted 1	As Submitted 1	As Submitted 1	As Submitted 1
	Available MCR Available FDE	Available MCR Available FDE	Available MCR Available FDE	Available MCR Available FDE
CBSA	11260	06902	11260	21820
Number of Beds	359.11	43.45	68.92	123.07
DRG Reimbursement	56,287.051	3,493.727	14,155.110	12,335.240
DSH Total %	33.34%	29.98%	19.35%	32.48%
Allowable DSH %	16.72%	12.00%	5.33%	15.99%
Old DSH Entitlement	7,495,756	183,421	607,496	1,648,969
DSH Uncompensated Care	2,000,043	270,986	232,339	70,826
Total DSH Entitlement	9,495,799	454,407	839,835	1,719,795
Capital PPS Reimb	4,499,606	279,671	1,131,525	985,927
Allow Capital DSH%	6.98%	0.00%	0.00%	6.79%
Capital DSH Entitlement	314,072			66,944

## ► Wage Index Analysis by CBSA

### Wage Data By CBSA

Select a FFY from the drop down list and input either a CBSA or return a list of providers in the specified CBSA with key Wage Data items.

Federal Fiscal Year:

CBSA:

Reclassified CBSA:

  [Click here to Lookup CBSA](#)

**CBSA Lookup**

State/County: State:  County:

Details:  
CBSA: 40900  
CBSA Name: Sacramento--Arden-Arcade--Roseville, CA  
Old MSA: 6920  
Old MSA Name: SACRAMENTO, CA

### Wage Data By CBSA

Select a FFY from the drop down list and input either a CBSA or Reclassified CBSA and return a list of providers in the specified CBSA with key Wage Data items.

Federal Fiscal Year:

CBSA:

Reclassified CBSA:

  [Click here to Lookup CBSA](#)

<b>050352 BARTON MEMORIAL HOSPITAL</b>			
<b>Status: 1</b>	<b>Fiscal Year End: 12/31/2012</b>		
Sal Net of Excl: -71813	Other Wages: 0	Wage Related Costs: 0	<b>Total: -71813</b>
Total Paid Hours: 48236389			
Total Wages % of Total: 0.14%			
Total Hours % of Total: 0.63%			
AHW: 1020049.82	% Above (Below) CBSA Avg: 0.86%		

<b>050352 BARTON MEMORIAL HOSPITAL</b>			
<b>Status: 5</b>	<b>Fiscal Year End: 12/31/2012</b>		
Sal Net of Excl: -71813	Other Wages: 0	Wage Related Costs: 0	<b>Total: -71813</b>
Total Paid Hours: 48236389			
Total Wages % of Total: 0.14%			
Total Hours % of Total: 0.63%			
AHW: 1020049.82	% Above (Below) CBSA Avg: 0.86%		

<b>050352 BARTON MEMORIAL HOSPITAL</b>			
<b>Status: 5</b>	<b>Fiscal Year End: 12/31/2012</b>		
Sal Net of Excl: -71813	Other Wages: 0	Wage Related Costs: 0	<b>Total: -71813</b>

## ► My Provider Roll Up Report(s)

**Provider Search**

Type in a Provider Name or # to the field below to search for a particular provider. Or leave blank and use the filter criteria to return a group of providers.

Report Type:

Fiscal Year End:

Report Status:

State:

City:

Type of Hospital:

Provider Type:

City:

Bed Size Range:  -

Organ:

DSH:

Teaching:

MSL:

CAH:

**My Provider Roll Up Report**

My Provider(s):

Sort By Provider: ☒ Number ☐ Name

Year Range:  Status:  Reports:

Report:

**DSH Summary**

**020012 FAIRBANKS MEMORIAL** Count: 23

Status: As Submitted Fiscal Year: 01/01/2013-12/31/2013

City: FAIRBANKS State: AK Type of Hospital: General Short Term Provider Type: SNF, HHA, Hospice

HAC#: 05901 CBSA: 21820 Utilization: Full Beds: 109 Organ: N DSH: Y Teaching: N CAH: N SCH: sch Urban/Rural: Urban

	My Provider	Comparative Average
DRG Reimbursement Total	12,335,240.00	15,070,770
DSH Total %	32.46%	31.13%
Allowable DSH %	15.99%	12.96%
Old DSH Entitlement	1,648,969.00	1,473,034.48
DSH Uncompensated Care	70,826.00	71,169
Total DSH Entitlement	1,719,795.00	1,544,203.48
Capital PPS Reimbursement	985,927.00	1,183,841.65
Allowable Capital DSH%	6.79%	2.22%
Capital DSH Entitlement	66,944.00	29,011.04
<b>Medicaid Days</b>		
In-State Paid	4,203.00	3,045.17
In-State Eligible	635.00	582.7

## ► Available Facility Reports

My Provider(s) 2552 Reports: Available Facility Reports

My Provider List: 240057 - ABBOTT NORTHWESTERN HOSPITAL Test Case...  
 OR Sort: ☐ H ☐ I ☒ Primary  
 Find in Database: Find...

PDF XLS

Fiscal Year Begin	Fiscal Year End	Status	NPR	HCRIS Creation Date	MCRX	PDF	File Flags
1/1/2013	12/31/2013	As Submitted		06/19/2014	DOWNLOAD	DOWNLOAD	
1/1/2012	12/31/2012	Amended-1		01/07/2015	DOWNLOAD	DOWNLOAD	
1/1/2012	12/31/2012	As Submitted		12/12/2014	DOWNLOAD	DOWNLOAD	
1/1/2012	12/31/2012	As Submitted		06/17/2013	DOWNLOAD	DOWNLOAD	
1/1/2011	12/31/2011	Amended-1		01/07/2015	DOWNLOAD	DOWNLOAD	
1/1/2011	12/31/2011	As Submitted		03/21/2014	DOWNLOAD	DOWNLOAD	
1/1/2011	12/31/2011	As Submitted		02/17/2014	DOWNLOAD	DOWNLOAD	

## ► Advanced Search and Extract

Advanced Search & Extract Tool

Step 1 | Step 2 | Step 3 | Step 4

Provider Search: Select filters to narrow down results.

Provider Set: Test Case Prov Numbers Report Type: 2552-10

Select "None" if you wish to see providers other than the ones in your "My Provider List". If you have providers in a set that don't match the report type selection, they will not be shown.

FF: FYB 5/1/2013 to 4/30/2014 Report Status: Most Recent

City: State: MACR:

Type of Hospital: Type of Control:

CMSA: Red Size Range: No

Organ: DSH: Teaching: Urban/Rural: All

CAH: N/A/None: All

Next Save Search

Provider Search: Find a provider in the Provider List.

Test Case Prov Numbers

020012  
020139  
051300  
120010  
190125  
240057

Search Results: Below are your search results. To delete, click on the red x. To view the saved report, click the title.

051300 FYB 2012

Extract Extract 1

Snapshot

Advanced Search & Extract Tool

Step 1 | Step 2 | Step 3 | Step 4

Provider Reports: Select all or some of the reports that were returned from the search.

Back Next

4 records found.

Sort By: Provider Name | Provider Number | Status | DFB | DFE | City | State | Type of Hospital | Provider

MACR | CSHA | Beds | Organ | DSH | Teaching | CAH | SCH | Urban | PDF |

☐ Include Only Reports on Current Page ☐ Include All Reports Found Show rows: 500

Provider Name	Provider Number	Status	DFB	DFE	City	State	Type of Hospital	Provider
050189 MEE MEMORIAL HOSPITAL	050189	As Submitted	10/1/2013	09/30/2014				
051300 EASTERN PLUMAS HEALTH CARE	051300	As Submitted	10/1/2013	09/30/2014				

Advanced Search & Extract Tool

Step 1 | Step 2 | Step 3 | Step 4

Report Type Selection

Specify data to be extracted from the database:

☐ Snapshot Data Sets

☐ Worksheet Data Sets

☒ Custom Data Sets

☐ Cost Report File (MCRX)

☐ Cost Report File (PDF)

Click Here to Add/Update Custom Extractor

DATA Extractor - View/Edit My Extract Specifications

System: 2552-10 Spec: test test Quick Add

Delete Row(s) Save Exit Add Rows: 1

Worksheet	Program	Provider	Line	Column
<input type="checkbox"/> S-2 Part I			20.00	1.00
<input type="checkbox"/> S-2 Part I			20.00	2.00
<input type="checkbox"/> S-2 Part I			5.00	2.00
<input type="checkbox"/> S Part I			5.00	1.00
<input type="checkbox"/> B-1			118.00	1.00
<input type="checkbox"/> A			200.00	1.00

\*\*Press tab in last column box to add a copy of the last row.

Custom Data Sets - test test

Name and choose the file type of your extract.

Name of Extract: EXAMPLE

Extract File Type: CSV Pivot Table

Exclude lines without data? ☐

A L200.00	B-1 L118.00	C1.00	S Part I L5.00	C1.00	S-2 Part I L20.00	C2.00	S-2 Part I L20.00	C1.00	S-2 Part I L20.00	C2.00
30217526	102643	1	50189	10/1/2013	9/30/2014					
9429989	55249	1	51300	7/1/2013	6/30/2014					
2.2E+08	454166	1	110010	9/1/2013	8/31/2014					
1.04E+08	915880	1	190125	7/1/2013	6/30/2014					

Created by stephenbooth on 8/9/2015 6:38:39 PM Copyright (c) 2010-2015 Health Financial Systems and Toyon. All Rights Reserved.

Back Extract

## ► Advanced Search and Extract

### ► Handling of Low\No Utilization

► All -  ▼

► Full -  ▼

► Low/No -  ▼

Utilization: Low/No	
Utilization: Full	Utilization: Full
Utilization: Full	Utilization: Full
Utilization: Low/No	Utilization: Low/No
Utilization: Low/No	Utilization: Low/No
Utilization: Low/No	Utilization: Low/No

## ► Snap Shot Reports (2552-10/2552-96)

1. PPS Hospital Dashboard
2. IP PPS Dashboard
3. CAH Dashboard
4. Balance Sheet
5. Wage Index
6. DSH Summary
7. GME Summary
8. IME Summary
9. Reimb vs Cost Analysis
10. Bad Debt Report
11. SCH/MDH Report
12. Protested Amounts
13. HIT Reimbursement Report
14. Hospital Uncomp S-10
15. Rehab LIP

- ▶ Snap Shot Reports (2552-10/2552-96), Cont.d
  - ▶ Ability to select a Provider from:
    - ▶ ALL Providers in ALL Provider Lists
    - ▶ ALL Providers in a Specific Provider List
    - ▶ ...or, enter any Provider Number and locate in the Database.

My Provider(s) 2552 Reports: PPS Hospital Dashboard

My Provider List: 371300 - ATOKA MEMORIAL HOSPITAL All

OR Sort: ☐ 1 ☐ 2 ☒ Primary

Find in Database: Find...

Year Range: 01/01/13-12/31/13 Status: As Submitted

PDF XLS SPEC MCR X-PMW

### PPS Hospital Dashboard

ATOKA MEMORIAL HOSPITAL				Total Hospital Medicare Reimbursement
Provider Number	371300	Hospital	Type	
Sub Prov 1		SCH	N	
Sub Prov 2		CAH	N	

Outpatient PPS

## Questions?

Feel free to e-mail me to request a demo at:  
[steve@hfssoft.com](mailto:steve@hfssoft.com)